

# Kaplan/DeFiore Rights

## MONACELLI STUDIO RIGHTS GUIDE Frankfurt Book Fair 2017

Linda Kaplan  
Linda@defliterary.com  
212.925.7744 x106  
[www.kaplanrights.com](http://www.kaplanrights.com)



**MONACELLI STUDIO** is an applied arts imprint focusing on art instruction, photo technique, and artisanal crafts. Like its parent company, The Monacelli Press, Monacelli Studio has some of the finest editorial, design, and production standards in the industry within its specialized categories.

## **THE PHOTOGRAPHER'S BLACK AND WHITE HANDBOOK**


# *Making and Processing Stunning Digital Black and White Photos*

## **Harold Davis**

January 2017

THE PHOTOGRAPHER'S BLACK AND WHITE HANDBOOK is an authoritative and comprehensive high-level guide to digital black and white photography. The subject matter covered ranges from seeing and pre-visualizing in black and white, through camera techniques, and extends to the nuts and bolts of post-production. Special sections demystify fine black and white digital printmaking, and creating black and white images using the iPhone.

Photography, and particularly black and white photography, is a form of applied design. The design of THE PHOTOGRAPHER'S BLACK AND WHITE HANDBOOK, and the meticulous reproductions of the widely acclaimed black and white photos of the author, add weight and authority to the text. Today's readers want to enjoy their learning experience, and it is a proven fact that having fun enhances learning retention. Therefore, the technical information in THE PHOTOGRAPHER'S BLACK AND WHITE HANDBOOK—some of which is rather "hard core"—is encased in travel narratives, with field locations and destinations ranging from France to Japan, to Spain and Morocco, New England, and the American West.



**240 pages, 9 x 11 inches, 300 illustrations, \$40, Trade paperback**

Category: Photography Instruction  
Kaplan/DeFiore Controls: UK & Translation  
Material: PDF

**HAROLD DAVIS** is an award-winning professional photographer and the author of many bestselling books on photography and image processing. His images are widely collected and commissioned, and his popular photo workshops are often sold out. In addition to his activity as an author, Davis is an Adobe Influencer, a Moab Master printmaker and a Zeiss Lens Ambassador. Davis's work has been exhibited in venues including Photokina in Cologne, Germany; PhotoPlus Expo in New York; the Gallery Photo in Oakland, California; the Arts & Friends Gallery in Heidelberg, Germany; and the Awagami Gallery in Japan. Harold's popular online course on Craftsby.com has thousands of students. His workshops in partnership with institutions such as Point Reyes Field Seminars; the Center for Photographic Art in Carmel, CA; Maine Media Workshops; and the Heidelberg Summer School of Photography are continually in demand.

[www.digitalfieldguide.com](http://www.digitalfieldguide.com)

## **THE ART OF PLEIN ART PAINTING**

*An Essential Guide to Materials, Concepts, and Techniques for Painting Outdoors*

## M. Stephen Doherty

September 2017

### *Praise for THE ART OF PLEIN AIR PAINTING:*

"Drawing on years of experience, well-respected tutor and artist, M. Stephen Doherty, has brought together the best plein-air methods and tools in *The Art of Plein Air Painting*. Working within a time limit, rationing supplies, dealing with sudden changes in the weather and simplifying the scene before you, are just some of the subjects he covers.... For anyone wanting to build the courage to get out there and start painting, this book is a must." —*Leisure Painter*

Plein air painting, the art of painting outdoors, offers possibilities artists can't find inside the studio. However, plein air painting also poses a set of challenges not encountered in the studio. There are matters of choosing a location, rationing the number of supplies to bring, working within a time limit, adjusting to sudden changes in weather, and possibly even testing physical endurance when transporting equipment to a painting site.

THE ART OF PLEIN AIR PAINTING presents the full picture of what painting *en plein air* requires. Devoted plein air artist M. Stephen Doherty guides readers through how to choose the best spot, which materials and tools to bring, and the basics of mixing colors and preparing canvases and panels ahead of time. Sidebars and step-by-step demonstrations cover topics that range from sketching out a composition to starting a painting with washes or lines, toning a surface, and doing a cityscape. Doherty even teaches how to do a nocturne—a painting made after the sun has gone down.

Works by famous plein air painters, such as Claude Monet and John Singer Sargent, are discussed, along with works by some of today's best plein air artists. Doherty interviews contemporary masters Mark Boedges, Clyde Aspevig, Kathryn Stats, Michael Godfrey, Joseph McGurl, and Clive C. Tyler to gain a deeper insight into the plein air process. Finally, the book contains information on plein air events—workshops, county festivals, and juried shows—now being held across North America, as well as advice on selling finished work.


**176 pages, 9 x 11 inches, Trade paperback**

*Category:* Photography Instruction  
*Kaplan/DeFiore Controls:* UK & Translation  
*Material:* PDF

**M. Stephen Doherty** earned a master of fine arts degree from Cornell University. He taught art in public schools, colleges, and workshops; worked for an art-materials manufacturer; and served as editor in chief of *American Artist* magazine for thirty-one years. He is now editor of *PleinAir* magazine ([outdoorpainter.com](http://outdoorpainter.com)). Doherty has exhibited his paintings in solo and group shows, served on advisory boards of art schools and artists' organizations, judged art exhibitions for museums and art societies, and has written a dozen art books and hundreds of magazine articles. Visit him online at [stevedohertyart.com](http://stevedohertyart.com), or read his blog, [pleinairstories.wordpress.com](http://pleinairstories.wordpress.com).

## SHOOT WHAT YOU LOVE

*Tips and Tales from a Working Photographer*



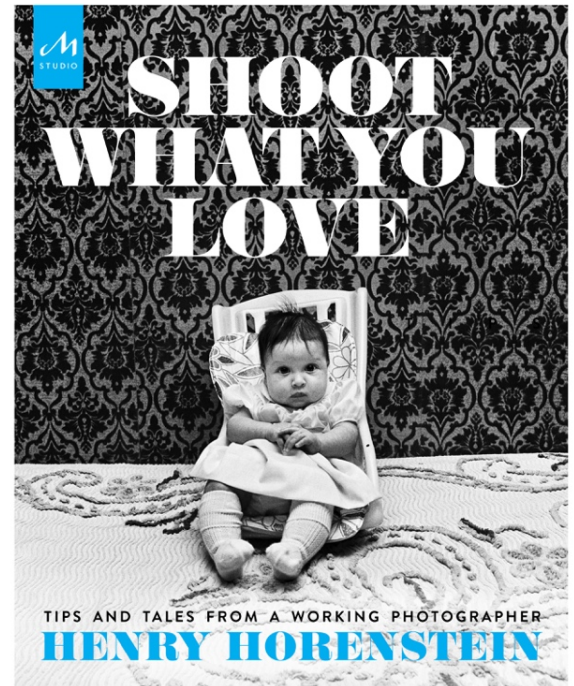
# Henry Horenstein

October 2016

A visual memoir from one of today's leading photo documentarians, whose career further documents the recent radical shifts in photography over the last 40 years from a trade to an art, *Shoot What You Love* is a hybrid book, a combination of fine art, good stories, and helpful advice. It features Henry's photographs prominently, many of which have never been published, but it also includes snippets of suggestions about how to make better pictures.

When he began his career, photography was widely considered a trade and not a fine art. Prior to the 1970s, even great photographers were not considered artists, except perhaps by themselves and a few others. Few museums had serious photography collections, and there were only a dozen or so photography graduate programs in the US. Many colleges, including the University of Chicago, where Henry studied history, didn't teach photography at all. Photographic education was limited to trade schools, apprenticeships, camera clubs, and the military.

All this changed in the 1970s, about the time Henry was beginning his career. The 1976 exhibition *Photography Until Now* at the Museum of Modern Art signaled the acceptance of photography in a wider art world. That said, the photographer (now artist) had to work to make a living and had to figure out a career path. Henry's first love was history, which led him to make a variety of documentary photographs. These "art" projects were personally driven, not assigned. It was Harry Callahan, with whom he studied at the Rhode Island School of Design, who told him to "Shoot what you love. Even if you get bad photographs, you'll have a good time."



**208 pages, 8½ x 10 inches, 100 color illustrations, \$40, Hardcover**

*Category:* Photography Instruction/Photographic Memoir  
*Kaplan/DeFiore Controls:* UK & Translation  
*Material:* PDF

**Henry Horenstein** has worked as a photographer, teacher, and writer since the early 1970s. He is the author of over 30 books, including a series of photographic textbooks that have been used by hundreds of thousands of students over the past 30 years (combined sales for the text books are close to a million copies). In 2003, Chronicle Books published *Honky Tonk*, Horenstein's documentary survey of country music during the late 1970s and early 1980s. *Honk Tonk* was also presented as an exhibition by the Smithsonian's National Museum of American History in 2006. His work has been collected by many institutions including the Smithsonian Institution's National Museum of American History, Washington, D.C.; the George Eastman House; the Museum of Fine Arts, Boston; Library of Congress; the Museum of Fine Arts, Houston; and the High Museum of Art in Atlanta, Georgia. Horenstein currently teaches at the Rhode Island School of Design. [www.horenstein.com](http://www.horenstein.com)

## EXPRESSIVE NATURE PHOTOGRAPHY

*Design, Composition, and Color in Outdoor Imagery*



## Brenda Tharp

July 2017

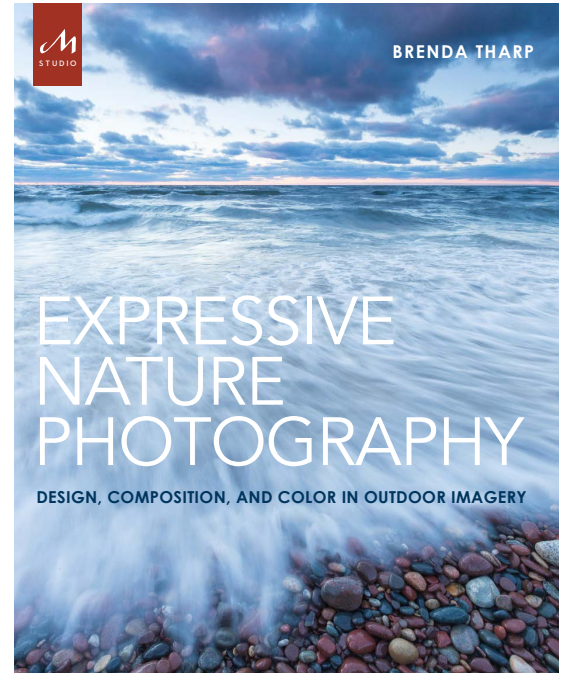
High-tech cameras can help us create a good exposure and focused image, but they still can't replace the artist's eye for composition, visual depth, and design, nor their instinct for knowing when to click the shutter. There are many books out there on the basics of photography technique that teach people how to make a technically good photograph. This book is about the marriage of the craft with personal vision and the process of translating what you see into a dynamic landscape, a delicate macro study, an outstanding nighttime image, or an artistic impression of a subject in nature.

EXPRESSIVE NATURE PHOTOGRAPHY will teach how to make creative exposures, not just correct ones. It will inspire photographers to get out early and stay out late, working with lower angles of light at dawn and twilight. It will teach them how "see in the dark" and use filters to create very long exposures that show a different view of our world in low light. Readers will learn light painting for a natural effect, how to photograph night skies and moonlit landscapes; they'll also learn how to make the best use of available natural light. In short, they'll learn how to use light, an essential element of outdoor photography. Readers will learn how to use aperture for any type of photograph; how to use shutter speeds to express motion and capture the energy of fast action (especially useful for moving streams, ocean swells, and moving wildlife).

Previous titles include **EXTRAORDINARY NATURE PHOTOGRAPHY** and **CREATIVE NATURE & OUTDOOR PHOTOGRAPHY**, the latter of which was sold to: China Photographic House (**China**), Ecus (**Taiwan**), and Helion (**Poland**)

*Category:* Fine Art Instruction  
*Kaplan/DeFiore Controls:* Translation  
*Material:* PDF

**Brenda Tharp** is an award-winning photographer, writer, and teacher specializing in travel, nature, and outdoor photography. Her images have been featured in numerous magazines and books, and she teaches throughout the United States. Brenda is the author of three best-selling photography technique books -- *Creative Nature & Outdoor Photography* (two editions) and *Extraordinary Everyday Photography* (all with Amphoto). A short list of her clients includes British Gas, Canon USA, Audubon, Nature Conservancy, *Outdoor Photography*, *Travel-Holiday Magazine*, Sierra Club, several inflight magazines, ATT, United Way, and the Red Cross.



## MANGA ORIGAMI

*Easy Techniques for Creating 20 Super-Cute Characters*

# Márcio Hideshi Noguchi and Seth Friedman

September 2016

Origami masters Márcio Hideshi Noguchi and Seth Friedman show everything you need to know to create adorable paper characters from your favorite manga/anime stories with basic origami folding instructions and clear step-by-step diagrams. In the first section you'll learn about the paper and other necessary materials, the origami symbols and terminology, and the general folding techniques needed to create and assemble all the basic figures. In the second section you will find specific instructions for customizing each of the characters with their outfits/costumes, accessories, and unique hairstyles.

Some of the twenty projects are very recognizable as Japanese manga/anime characters, such as the Ronin Samurai, Kimono-Chan, Tea Picker, and Shrine Maiden, while others, like the French Maid, Nurse, Baseball Player, and Bunny Girl are more western. Also included are some fantasy characters, like the Fairy, Ori Fighter, Santa's Helper, and Dragon Girl. Of course, characters depicting school life and summer vacation fun are here too, such as Schoolgirl, Sailor Fuku, Gym Girl, Beach Bunny, Sensei, Uki-wa Chan, Harem Otoko, and Neko Form. All projects are clearly marked with their difficulty level: beginner (\*), advanced beginner (\*\*), intermediate (\*\*\*), advanced (\*\*\*\*), and expert (\*\*\*\*\*).

Get ready, get set, start folding. You'll want to make all 20 characters.

**168 pages, 8¼ x 8¼ inches, 200 color illustrations, \$22.95, Trade paperback**

*Category:* Paper Craft/Manga  
*Kaplan/DeFiore Controls:* UK & Translation  
*Material:* PDF  
*Sold to:* Edition Michael Fischer (**German**)

Born in Brazil to Japanese parents, illustrator and origami master **Márcio Hideshi Noguchi** first learned about origami as a child. But he didn't become a serious enthusiast until the mid-2000s, after he moved to the US. In addition to practicing his own origami, Marcio is considered one of the world's most talented origami diagrammers and his illustrations are world-famous. He is a supporting member of the Japan Origami Academic Society and a very active member of the Origami USA Executive Board of Directors. He lives in New York.

**Seth Friedman** is one of the leading artists of origami's next generation. He has exhibited his work and taught origami in Canada, France, Spain, Japan, and the United States. Born and raised in Brooklyn, New York, he now lives in the countryside of New York State, in the Catskill Mountains.



# HOW TO DRAW SCI-FI UTOPIAS AND DYSTOPIAS

*Create the Futuristic Humans, Aliens, Robots, Vehicles, and Cities of Your Dreams and Nightmares*

**Prentis Rollins**

October 2016

DC artist Prentis Rollins shows readers how to conceptualize, draw, colorize, and digitally enhance and finish dozens of sci-fi characters, settings, and scenarios with a comprehensive, step-by-step approach to the entire process. His distinctive and varied styles, coupled with clear instruction, give artists of all levels the inspiration and techniques they need to create the future worlds of their dreams and nightmares whether for fun, graphic novels, comics, video games, movie shorts, etc.

Visions of the future in speculative sci-fi have almost always fallen somewhere along a visual/conceptual spectrum, ranging from the extremely hopeful to the extremely dire. *Star Trek* presented us with a 23rd century in which poverty, warfare, and ignorance have all been virtually eradicated, and in which mankind is united in the exploration and peaceful colonization of the furthest regions of the galaxy. The *Matrix* trilogy presented us with a 22nd century in which most of humanity is enslaved by machines that rule the Earth's ravaged surface, and in which the few not so enslaved endure a hideously impoverished existence deep underground.


In recent years, science fiction films and other productions with utopian/dystopian elements have been appearing at a feverish pace—think of *The Hunger Games* series, the *Divergent* series, *The Walking Dead*, *Mad Max*, *Fury Road*, *Elysium*, and the revived *Star Trek* and *Star Wars* films. All of this reflects a deep psychological need, which is universal and perennial. Conjuring visions of the future—both the beautiful and the horrifying varieties—is one of the ways in which we unify our understanding of the present, and come either to accept it or demand that it be changed. And our individual temperaments are our biggest (and always unspoken) premises in how we envision the future.

**192 pages, 8½ x 10 inches, 250 color illustrations, \$25, Trade paperback**

*Category:* Art Instruction  
*Kaplan/DeFiore Controls:* UK & Translation  
*Material:* PDF  
*Sold To:* Sigonsa (Korea)

**Prentis Rollins** has been a professional illustrator for over 20 years. A long-time contributor to DC Comics, he has worked on top-selling projects like *Green Lantern: Rebirth*, *Flash: Iron Heights*, *DC: One Million* and *Batman: The Ultimate Evil*. He is the author of *The Making of a Graphic Novel* (*The Resonator*) and *Survival Machine* (*Stories*). He lives in London with his wife and three children.

[www.wizardworld.com/prentisrollins.html](http://www.wizardworld.com/prentisrollins.html)





# HOW TO DRAW CATS AND KITTENS

*A Complete Guide for Beginners*

**J.C. Amberlyn**

Monacelli Studios, October 2017

In this step-by-step guide, J. C. Amberlyn combines her love of cats with her beautiful, detailed drawing style in order to teach beginning artists to draw many different breeds of cats and kittens in pencil and pen-and-ink.

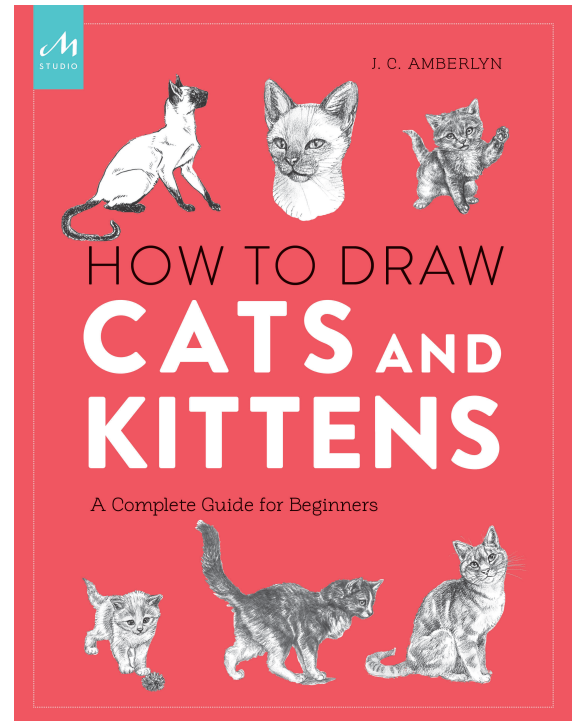
Cats are creatures of beauty and mystery. They live among us but have never quite been tamed, drawing the ire of some and the admiration of others. They keep rodents away from our homes and offer purring companionship for those they have deemed worthy of their attention. The feline form exudes grace and flexibility and can be a joy to draw.

HOW TO DRAW CATS AND KITTENS continues a rich tradition of cats in art. Covering all the most popular types of cats, as well as kittens, this book gives easy-to-follow instructions for drawing cats in many poses and a variety of expressions. Amberlyn includes basic information on art materials and the fundamental mechanics of drawing so that even beginners will feel confident and successful as they learn to produce highly detailed, lifelike drawings of their fluffy companions.

**144 pages, Trade paperback**

*Category:* Art Instruction  
*Kaplan/DeFiore Controls:* UK & Translation  
*Material:* PDF

**J. C. Amberlyn** is an award-winning artist, animator, graphic novelist, photographer, naturalist, and animal lover. She's also the author of five successful art instruction titles: HOW TO DRAW DOGS AND PUPPIES; HOW TO DRAW MANGA CHARACTERS; DRAWING MANGA ANIMALS, CHIBIS, AND OTHER ADORABLE CREATURES; THE ARTIST'S GUIDE TO DRAWING ANIMALS; and DRAWING WILDLIFE.



# HOW TO DRAW DOGS AND PUPPIES

*A Complete Guide for Beginners*

**J.C. Amberlyn**

**March 2017**

Dogs are one of the most popular and important animals in the history of humankind. It isn't a surprise that they are a popular subject to draw, as well, and this book will guide readers in the basics of dog anatomy, structure, and the way to draw many different breeds, mixed breeds, and puppies. The book's chapters correspond to the major dog breed groupings of the AKC (American Kennel Club), which includes the working group, sporting group, non-sporting group, herding, terriers, hounds, and toy.

HOW TO DRAW DOGS AND PUPPIES continues a rich tradition of dogs in art. In this step-by-step guide to drawing over 100 different breeds of dogs and puppies in pencil and pen-and-ink, J. C. Amberlyn combines her love of dogs with her beautiful, detailed drawing style. J. C. covers all the basics of drawing so even beginners will feel confident and successful. Covering all the most popular breeds as well as the beloved mutt and puppies, the book will give easy-to-follow instructions for drawing dogs in many poses and a variety of expressions. In addition to highlighting the artistic processes we'll also be sure to include all the necessary tools and techniques readers will need to produce highly detailed, lifelike drawings of their favorite best friends.

**Overwhelming popularity of dogs;**

**Easy to follow, clear step-by-step instructions are perfect for beginners;**

**Thirty step-by-step drawing demonstrations;**

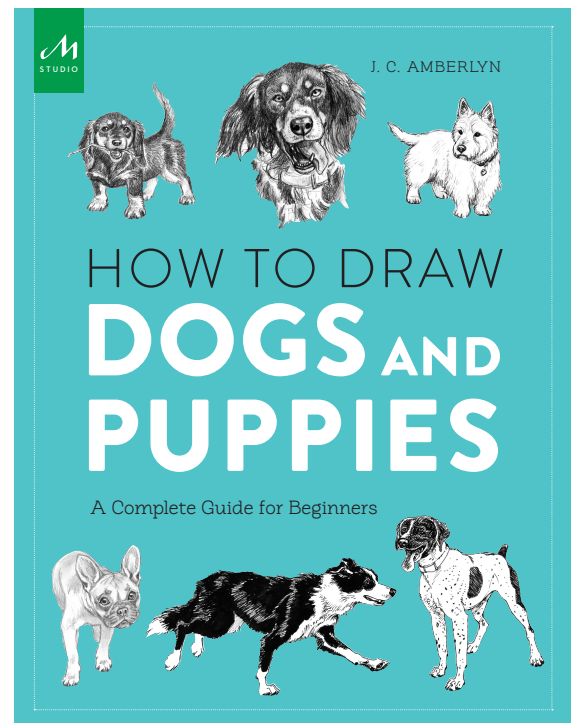
**Author is a well-known art-instruction author and an animal lover;**

*Category:* Art Instruction

*Kaplan/DeFiore Controls:* Translation

*Material:* PDF

**J. C. Amberlyn** is an award-winning artist, animator, graphic novelist, photographer, naturalist, and animal lover. She's also the author of five successful art instruction titles: HOW TO DRAW DOGS AND PUPPIES; HOW TO DRAW MANGA CHARACTERS; DRAWING MANGA ANIMALS, CHIBIS, AND OTHER ADORABLE CREATURES; THE ARTIST'S GUIDE TO DRAWING ANIMALS; and DRAWING WILDLIFE.



# THE FIGURATIVE ARTIST'S HANDBOOK

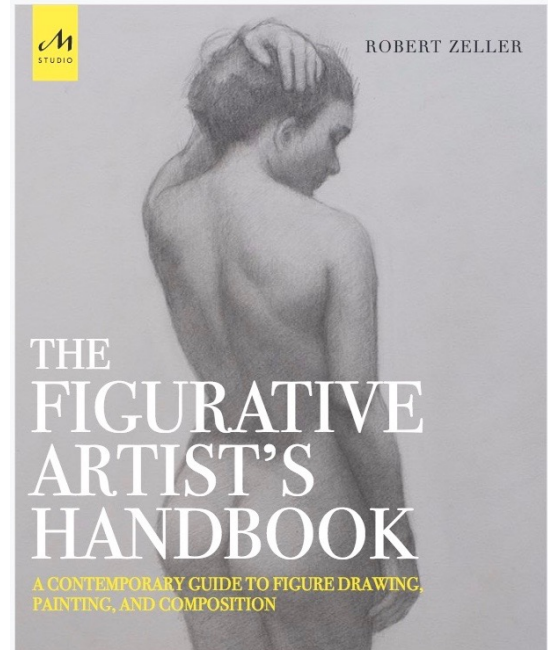
*A Contemporary Guide to Figure Drawing, Painting and Composition*

**Robert Zeller**

March 2017

Every artist needs to learn and master figure drawing. Written by a well-known artist and expert instructor, THE FIGURATIVE ARTIST'S HANDBOOK offers a comprehensive, contemporary approach to the subject that instructs artists on the foundation basics and advanced techniques they need for successful figure drawing and painting. In addition to Zeller's stunning drawings and paintings, we've included the work of over 50 of today's top practicing artists, so that the book will function as a hard-working how-to book and a visual treasure trove of some of the finest figurative art being created today.

This handbook combines three "schools of thought" regarding figure drawing that are, at least on the surface, at odds with each other. But with his vast teaching experience, Zeller has seen that on a deeper level they are very compatible. Such a synthesis leads to a more complete understanding of the figure. Although this comprehensive approach is reflected in contemporary art and art education, no book has ever combined all three before.



**Gestural:** The dynamic, gestural, rhythmic understanding of the figure as practiced by the great Mannerists of the Renaissance. This philosophy emphasizes life and rhythm in the human form. Rooted in the 16th and 17th centuries.

**Structural:** A solid architectural understanding of the structure and anatomy of the body as the basis for building solid figure drawings. Rooted in the 20th and 21<sup>st</sup> centuries.

**Atelier Method:** A beautiful, careful, detailed understanding of surface morphology of the figure. Smooth surface rendering. Very sensual. Rooted in the 18th and 19th centuries. This fresh, modern treatment of the subject will be eagerly received by today's artists and art students.

**304 pages, 9 x 11 inches, 300 color illustrations, \$40, Hardcover**

*Category:* Fine Art instruction  
*Kaplan/DeFiore Controls:* UK & Translation  
*Material:* PDF  
*Sold To:* Guangzi Fine Arts (China)

**Rob Zeller** is an artist who lives and works in Brooklyn. He received a BFA from the Boston Museum School and Tufts University, and an MFA from the New York Academy of Art. He capped off his artistic education by studying with Jacob Collins at the Water Street Atelier. He is the recipient of two Posey Fellowships and a Pollock-Krasner Foundation Grant. In 2009, he founded the Teaching Studios of Art. It is an art school that follows the same philosophy he has in his own work: traditional techniques with flexibility to be creative and engage contemporary culture. He has served as its director and primary figure instructor since its founding. [www.robertzeller.com](http://www.robertzeller.com)

# BASIC HUMAN ANATOMY

*An Essential Visual Guide for Artists*

**Roberto Osti**

September 2016

A stunning, authoritative, and artist-centric step-by-step visual reference on the fundamental understanding of the human body from the inside out (three dimensionally), which takes the reader progressively through intensive hands-on study of basic shapes, structure, planes, proportions, muscles, bones, facial expressions, and movement to better inform their finished figurative drawing. Written by an artist for artists.

A comprehensive, yet flexible and holistic approach to the human body for artists, Roberto Osti's method of teaching anatomy is exhaustive, but never loses sight of the fact that this understanding should lead to the creation of art.

*Basic Human Anatomy* teaches artists the simple yet powerful formula artists have used for centuries to draw the human figure from the inside out. Osti, using the basic system of line, shape, and form used by da Vinci, Raphael, and Michelangelo, takes readers step-by-step through all the lessons needed in order to master this essential foundation skill.

Organized progressively, the book shows readers how to replicate the underlying structure of the body using easy-to-understand scales and ratios; conceptualize the front and side views of the skeleton with basic shapes; add detail with simplified depictions of complex bones and joints; draw a muscle map of the body with volumetric form and realistic dimension; master the feet, hands, and skull to create realistic renderings of the human form; and apply a deeper knowledge of anatomy to finished drawings for more impact.

**8.5 x 10.5 inches, Hardcover, 304 pages, 350 illustrations, \$40.**

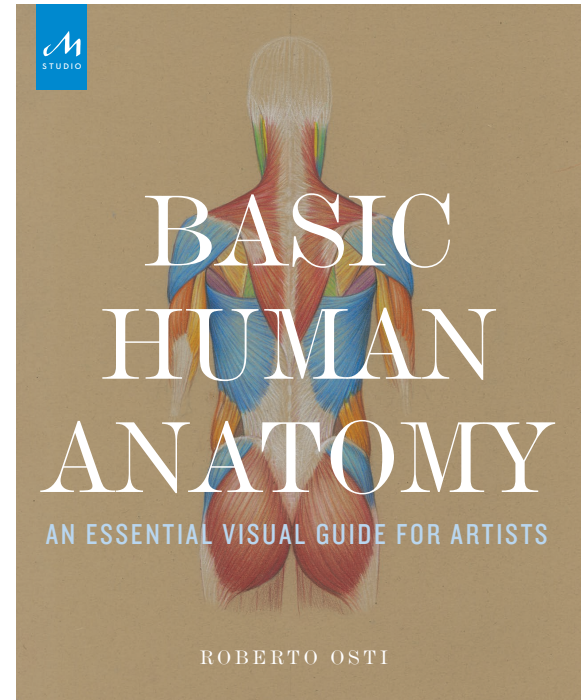
*Category:* Fine Art instruction

*Kaplan/DeFiore Controls:* UK & Translation

*Material:* PDF

*Sold to:* Azoth Books (**Compl. Chinese**) Azbooka-Atticus Publishers (**Russian**)

**Roberto Osti** teaches human anatomy for artists at the New York Academy of Art, University of the Arts in Philadelphia, and the Pennsylvania Academy of the Fine Arts. Formally trained as a medical illustrator before becoming a fine artist, Osti has contributed his work to many science and art publications. His paintings have been exhibited in galleries in Europe and the United States.



# Lessons in Realistic Watercolor


*A Contemporary Approach to Painting People and Places in the Classical Tradition*

**Mario Andres Robinson**

April 2016

**Praise for LESSONS IN REALISTIC WATERCOLOR:**

“Robinson's unconventional technique involves monochrome underpainting, thin layers of color, and unpainted portions of the paper used as highlights, delivering very realistic representations of people, texture, light, and space. A distinctively quiet, moody style is evidenced throughout, with numerous offerings of the author's completed paintings... Artists of intermediate skill level are best poised to benefit from these lessons.” — *Library Journal*



In the tradition of American painters such as Andrew Wyeth, Thomas Eakins, Winslow Homer, and John Singer Sargent, Mario Andres Robinson shows us how to create beautiful, timeless, classical watercolor paintings through the use of simple, yet sophisticated, contemporary techniques every watercolorist needs to know.

Robinson simplifies the process and teaches artists to layer colors from light to dark and to focus on the highlighted areas first. He teaches that the values should be established in the beginning stages of the painting, using a monochromatic block-in that allows you to glaze pure layers of color over a muted gray underpainting. The results produce more sophisticated, subtle paintings. Further, his “live in the moment” approach embraces watercolor’s unpredictability as part of the process, the end result being a painting with intensity, spontaneity, and beauty.

**Essential Studio Practices • Materials and Tools • Exploring Your Subject • The Importance of Drawing • Watercolor Techniques • Considering Value • Incorporating Color • Overcoming Watercolor Challenges • An Artist’s Life**

Richly illustrated, the book features over 100 of Robinson’s luminous, emotive watercolors; works by past and present watercolor masters, including John James Audubon, Henry Casselli, Thomas Eakins, Winslow Homer, Michael Lowery, John Singer Sargent, and Stephen Scott Young; 8 in-depth step-by-step painting demonstrations; color charts; product illustrations; and diagrams.

**8.5 x 10 inches, TR, 176 pages, 300 illustrations, \$25.**

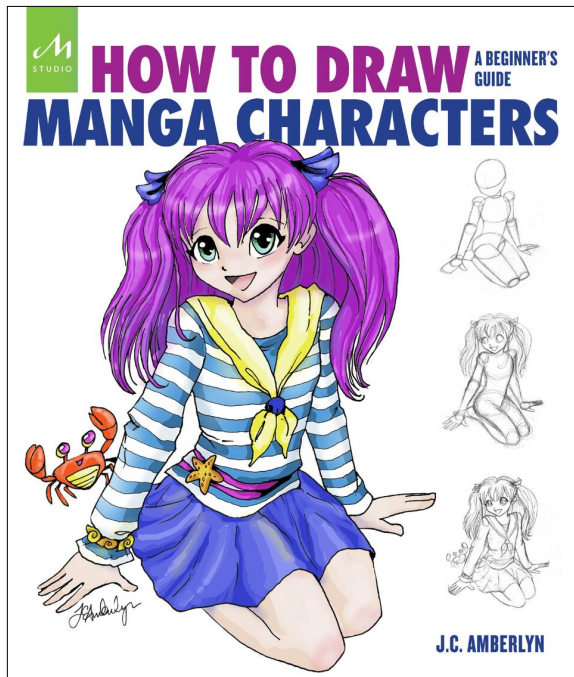
*Category:* Fine Art instruction

*Kaplan/DeFiore Controls:* UK & Translation

*Material:* PDF

**Mario Andres Robinson** studied fine art at Pratt Institute in Brooklyn, New York, and received his BFA in 1993. He is a regular contributor to *The Artist’s Magazine*, *Watercolor Magazine*, *Fine Art Connoisseur*, and several others. Mario is a Brand Ambassador for Winsor & Newton art materials. He conducts workshops nationally and internationally throughout the year and also teaches a very popular course on the online site Craftsby. His affiliations include The Salmagundi Club (New York), The Pastel Society of America (New York), and he’s been named a Living Master by the Art Renewal Center. Robinson’s work can be seen at Arcadia Contemporary and Ann Long Fine Art or on his website. His public collections include The Arkansas Arts Center (Little Rock, AR), Bank of America, and Museo Arte Contemporanea Sicilia (Sicily, Italy). He lives with his wife in Point Pleasant, NJ.






**HOW TO DRAW MANGA  
CHARACTERS:  
A BEGINNER'S GUIDE**  
J.C. Amberlyn

A lively and colorful step-by-step guide for beginners that teaches all the drawing techniques necessary to create the adorable manga characters, archetypes, mascot sidekicks (and the worlds they live in) popular in Japanese comics. Successful author J.C. Amberlyn's fourth book and second manga title.

8.5 x 10 inches, TR, 176 pages, 200 illustrations, \$22.99.

**Sold to:** Edition Michael Fischer (German)

**MAY 2016**



**DOODLERS ANONYMOUS EPIC  
COLORING BOOK:  
AN EXTRAORDINARY MASHUP OF  
DOODLES AND DRAWINGS BEGGING  
TO BE FILLED IN WITH COLOR**  
Rony Tako and Hugo Seijas

This coloring book is like no other. It's a beautiful, breathing, beating, eccentric mashup of pure hand-drawn goodness. The DOODLERS ANONYMOUS EPIC COLORING BOOK is a compilation of offbeat illustration styles by 90 global contemporary artists bound together for your coloring pleasure.

**Sold to:** Monsa Publications (Spanish)

**October 2015**

## CO-AGENTS For Kaplan/DeFiore Clients

### BRAZIL

Laura Riff  
Riff Agency  
[laura@agenciariff.com.br](mailto:laura@agenciariff.com.br)

### CHINA & TAIWAN

Jackie Huang  
ANA China  
[jackie@nurnberg.com.cn](mailto:jackie@nurnberg.com.cn)

### CZECH REPUBLIC

Kristin Olson  
Kristin Olson Agency  
[kristin.olson@litag.cz](mailto:kristin.olson@litag.cz)

### FRANCE

Eliane Benisti  
Benisti Agency  
[benisti@benisti.fr](mailto:benisti@benisti.fr)

### GERMANY/ITALY

Roberto Toso  
Tipress Deutschland  
[rtoso@tipress.com](mailto:rtoso@tipress.com)

### HOLLAND AND SCANDINAVIA

Paul Sebes  
Sebes & Bisseling  
[Sebes@sebes.nl](mailto:Sebes@sebes.nl)

### JAPAN

Miko Yamanouchi  
Japan Uni Agency  
[miko.yamanouchi@japanuni.co.jp](mailto:miko.yamanouchi@japanuni.co.jp)

### KOREA

Seong-ah Bak  
Korea Copyright Center Inc.  
[kcc@kccseoul.com](mailto:kcc@kccseoul.com)

### POLAND

Filip Wojciechowski  
GRAAL  
[filip@graal.com.pl](mailto:filip@graal.com.pl)

### SPAIN

Teresa Villarubla  
The Foreign Office  
[teresa@theforeignoffice.net](mailto:teresa@theforeignoffice.net)

### TURKEY

Amy Spangler  
AnatoliaLit Agency  
[amy@anatolialit.com](mailto:amy@anatolialit.com)